



BLW-M

> Design Portfolio 2020



CONTENTS

- > About5
- > Redesigns.....7
- > Backgrounds9
- > Video..... 10
- > Writing..... 10
- > Training..... 11
- > Visual Aids 13
- > Apparel 14
- > Packaging 15
- > Publications 17
- > Collateral 18
- > Miscellany..... 19





ABOUT

> Brenna L. Witt-Marett

Brenna is an experienced technical and visual communicator specializing in technical writing, graphic design, and software training.

Her diverse educational and professional background allows her to develop the concept, content, and design for each project.

She creates beautiful, accessible pieces and provides a range of services to small businesses, higher education, non-profits, and corporations.

Connect with Brenna on [LinkedIn](#), view her [resume](#), or send her an [email](#).

> This Portfolio

Click the thumbnails for a full-size view.



REDESIGNS


> PowerPoint Templates

I adjusted the slide template for the University of Texas at Arlington to be accessible using PowerPoint. I also wrote a [how-to guide](#) and train others on how to use it.



> Multi-Page Documents

I reorganized and rewrote the content for clarity and consistency. I designed an accessible PDF using InDesign and Acrobat.



> Flyers


I found a flyer online and redesigned it for a class activity. I edited the copy using Word and designed the piece using InDesign. The flyer is also accessible.



> Emails

I was given a class assignment to rewrite an email explaining to faculty how to enter progress report grades. I simplified this using Word and Acrobat.







BACKGROUNDS

> Microsoft Teams Virtual Backgrounds

I created customizable backgrounds using Illustrator and Photoshop for University of Texas at Arlington faculty, staff, and students to use during video conferences.

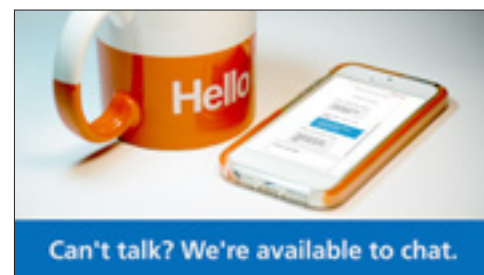




VIDEO

> Office of Information Technology Help Desk Loop


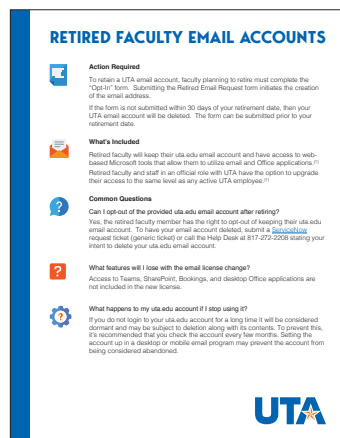
I created an animated loop using Photoshop and After Effects for the Office of Information Technology Help Desk to project onto a wall in UTA's Central Library.



WRITING

> Technical Writing and Documentation

I document processes and create user guides using Word and InDesign. I also write announcements regarding OIT's existing projects and new services.

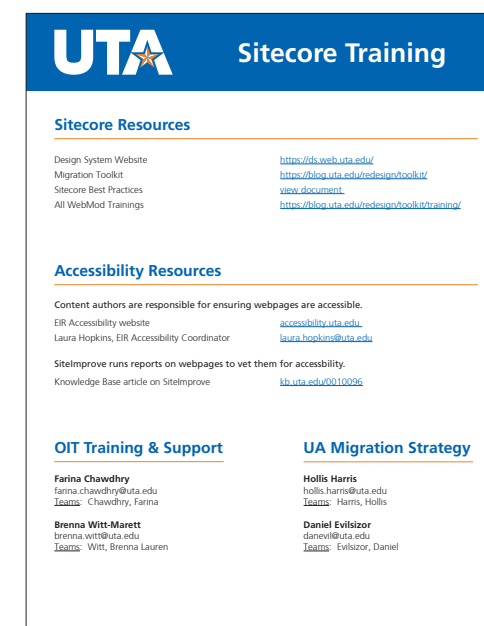


TRAINING

> Sitecore Materials

I designed a training manual using InDesign for Sitecore, the new content management system for UTA websites. I worked hard to gain an in-depth understanding of the platform in order to create this guide and teach others.

I provide an overview of the interface, a description of site mapping, terms, helpful notes, and wireframes for each page template. My peers and I conduct detailed training sessions and host bi-weekly workshops.

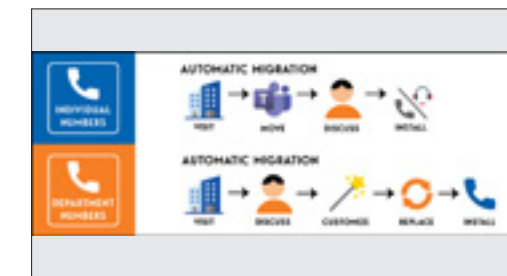
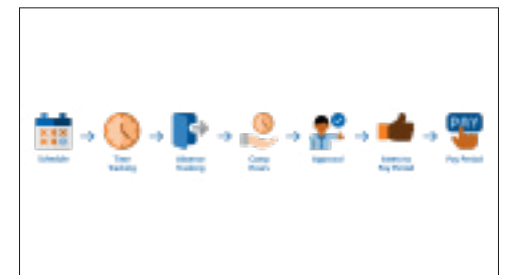




VISUAL AIDS

> Standalone Illustrations

I create graphics using Illustrator to aid peers, executives and project managers in describing detailed processes to a non-technical audience.



> Illustrations for Documents

These illustrations are often incorporated into flyers (InDesign) or websites (Cascade, Sitecore, WordPress) or PowerPoint. I write the copy for these as well.

PROTECT YOUR MYMAV ACCOUNT WITH MULTI-FACTOR AUTHENTICATION

Multi-Factor Authentication is required for MyMav beginning January 2020.

This service helps keep your information secure by providing:

- Critical protection for your login credentials
- Reduced risk of unauthorized access to your personal information
- Decreased likelihood of phishing and malware attacks

This easy-to-use service requires two forms of authentication to confirm your identity when you are off campus only:

Your login, as normal **PLUS** Mobile app, phone call or text

Students can sign up now!
GO.UTA.EDU/ENROLLNOW

Think outside the Box. Make the switch today.

OneDrive and SharePoint are secure cloud-based file storage platforms fully integrated with all Office 365 applications, allowing users to create, store, collaborate, and share files with ease.

Migration from Box to OneDrive or SharePoint begins March 2020. Visit OIT.UTA.EDU for more details.

BENEFITS:

- Simple document sharing
- Secure data storage
- Automatic syncing to devices
- Remote access to all files
- Increased storage space
- Controls for security
- Easy access from any device
- Seamless collaboration
- Integrated with O365 apps

CREATED IN OFFICE 365

STORED IN THE CLOUD **ACCESSIBLE ANYWHERE**

To learn more, visit:
GO.UTA.EDU/ONEDRIVE

UNIVERSITY OF TEXAS ARLINGTON | OFFICE OF INFORMATION TECHNOLOGY



APPAREL

> OIT Employee Recognition Program

OIT employees share feedback about their peers and “winners” may choose an item as a reward. These are a few of the pieces I designed using Illustrator.



> New Items for 2021


I am currently designing bibs and jerseys for the UTA Cycling Club as well as additional clothing items for the OIT Employee Recognition Program.

PACKAGING

> Product Kits for Revision Skincare®

I worked at a Dallas-based luxury skincare company for four years and designed many high-end pieces sold exclusively by physicians. These were created using Illustrator.

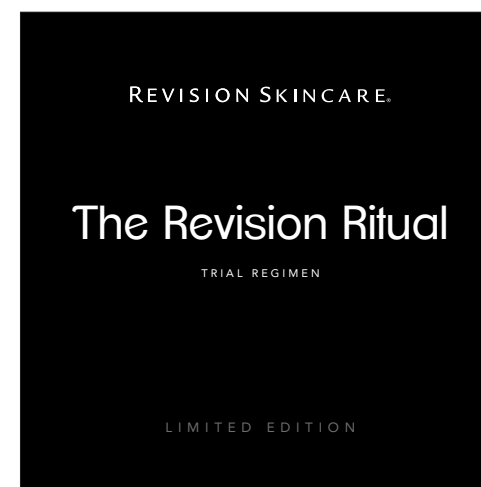
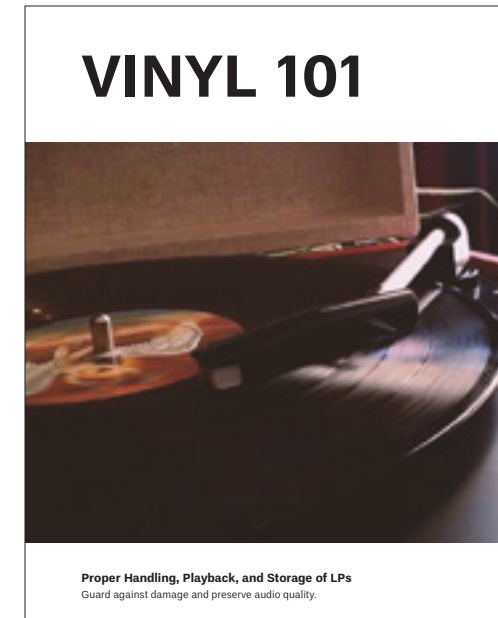





PUBLICATIONS

> Booklets and Documents

I love creating well-organized booklets, manuals, and documents using InDesign for print or digital use. These are examples from non-profit work, past jobs and classes.



This is booklet came with one of the skincare kits shown on page 14. I designed five kits and booklet sets.



COLLATERAL


> Brochures

I created numerous brochures for Revision Skincare. My favorites are the four-panel ones with clever folds to curate the flow of information and guide the user.



> Microsoft Teams Digital Flyers

Since many faculty, staff, and students at UTA are working and learning remotely, I create eye-catching digital flyers to announce events through Microsoft Teams.



> "Moving to OneDrive" Double-Sided Coasters

I designed coasters using Photoshop and Illustrator to leave in dining areas at UTA to promote the project.

MISCELLANY

> Faux Paperback Book and Ads





I love vintage paperback books, especially inexpensive pulp novels from the 1960s and 1970s. I designed this for a class and challenged myself to see how realistic I could make it look. I went even further and designed fake retro print advertisements for it. I used Photoshop, Illustrator, and InDesign.

> Skincare Passport



A physician partner of Revision Skincare's requested a customized skincare protocol formatted to look like a passport. I figured out the exact paper textures and fonts used in real U.S. passports and incorporated vintage passport stamps. These were printed with faux gold leaf at the same size of a real passport.

> The Art of Wastewater Operations Photography



I worked for the Trinity River Authority of Texas, the state's largest wastewater treatment entity. I created a photography database and portfolio to showcase their outstanding treatment facilities. I worked on this for several months and won several industry awards. I donated prints to a charity auction whose proceeds went toward building water infrastructure in developing countries.

